

CABLE TRAY SYSTEM

WIRE MESH CABLE TRAYS
FOR CHANNELING FACILITY WIRING



CT Wire Mesh Cable Trays

Tray Length	5ft 10ft
Material	Carbon Steel Q235
Tray Wire Diameter	0.18" (4.5 mm)
Finish / Coating	Electro Zinc Plating, Silver
Configurable	Yes (Cut-Bend-Clamp-Mount)
Application	Indoor
Accessories	Available Separately
UL Rating Certified	Yes

AVAILABLE
5FT
LENGTHS



SECTION

07



CT Wire Mesh Cable Trays

Item No.	Color	Length (ft)	Width (in)	Height (in)	Max Cable Load w/ Cat6	Weight Capacity (lbs.)	Shipping Weight (lbs.)
CT0504-03	Silver	5ft	4"	2"	128	255	4.2
CT1004-03	Silver	10.32ft	4"	2"	128	510	8.4
CT0506-03	Silver	5ft	6"	2"	192	260	5.1
CT1006-03	Silver	10.32ft	6"	2"	192	520	10.1
CT0508-03	Silver	5ft	8"	2"	256	265	5.9
CT1008-03	Silver	10.32ft	8"	2"	256	530	11.9
CT0512-03	Silver	5ft	12"	2"	57	285	7.5
CT1012-03	Silver	10.32ft	12"	2"	57	570	15.0

HDC Heavy Duty Bolt Cutter

ITEM NO.	CT0045
Length	18.5"
Material	Heavy Duty Steel
Function	Multi-Propose Bolt Cutter
Color	Red
Padded Grips	Black Rubber





CABLE TRAY SYSTEM

CABLE TRAY ACCESSORIES & HARDWARE
FOR MOUNTING & CONFIGURING CABLE TRAYS

CT Cable Tray Couplers

SECTION

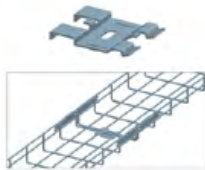
07



NUT & BOLT COUPLER

CT0001-03

(Hardware included)



BOLTLESS COUPLER

CT0009-03

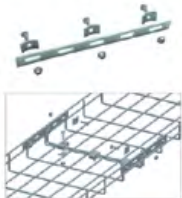
(Hardware Not Required)



FAST LOCK COUPLER

CT0006-03

(Hardware Not Required)



STRENGTHENING BAR KIT

CT0002-03

(Hardware included)



FAST SPLICE BAR KIT

CT0007-03



FAST SPLICE HANDLE TOOL

CT0008-03



CORNER BAR COUPLER

CT0003-03

(Hardware included)



CURVED BAR COUPLER

CT0004-03

(Hardware included)



ADJUSTABLE COUPLER

CT0005-03

(Hardware included)



SPIDER COUPLER

CT0019-03



CENTRAL HOLD-DOWN

CT0031-03



M10 THREADED ROD COUPLER 1 1/2"

CT0051-1040-03

Requires Threaded 3ft Rod (CT0011-03)

CABLE TRAY SYSTEM

CABLE TRAY ACCESSORIES & HARDWARE
FOR MOUNTING & CONFIGURING CABLE TRAYS



CT Cable Tray Mounting Accessories

 <p>CEILING HANGING HOOKS CT0014-03 Requires Threaded 3ft Rod (CT0011-03)</p>	 <p>3/8" THREADED 3FT (1M) ROD CT0011-03 (Hardware Included)</p>	 <p>T CEILING HANGER CT0015-03 Requires Anchor Bolts (CT0046)</p>
 <p>I-BEAM MOUNTING CLAMP CT0016-03 Requires Threaded 3ft Rod (CT0011-03)</p>	 <p>CEILING HANGING BAR 4" CT0010-04-03 6" CT0010-06-03 8" CT0010-08-03 12" CT0010-12-03 Requires Threaded 3ft Rod (CT0011-03)</p>	 <p>CEILING HANGING BAR KIT 4" CT0013-04-03 6" CT0013-06-03 8" CT0013-08-03 12" CT0013-12-03 (ALL Hardware Included)</p>
 <p>FLAG CEILING BRACKET 4" CT0028-04-03 6" CT0028-06-03 8" CT0028-08-03 12" CT0028-12-03 Requires Anchor Bolts (CT0046)</p>	 <p>L WALL BRACKET 4" CT0025-04-03 6" CT0025-06-03 8" CT0025-08-03 12" CT0025-12-03 Requires Anchor Bolts (CT0046)</p>	 <p>T WALL BRACKET KIT 4" CT0022-04-02 6" CT0022-06-02 8" CT0022-08-02 12" CT0022-12-02 Requires Anchor Bolts (CT0046)</p>
 <p>V WALL BRACKET 4" CT0026-04-03 6" CT0026-06-03 8" CT0026-08-03 12" CT0026-12-03 Requires Anchor Bolts (CT0046)</p>	 <p>CABINET/FLOOR STAND 4" CT0017-04-03 6" CT0017-06-03 8" CT0017-08-03 12" CT0017-12-03 Requires Anchor Bolts (CT0046)</p>	 <p>FLAG FLOOR STAND 4" CT0029-04-03 6" CT0029-06-03 8" CT0029-08-03 12" CT0029-12-03 Requires Anchor Bolts (CT0046)</p>

SECTION 07



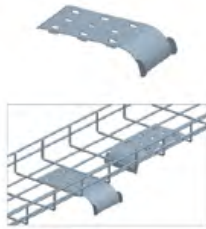
CABLE TRAY SYSTEM

CABLE TRAY ACCESSORIES & HARDWARE
FOR MOUNTING & CONFIGURING CABLE TRAYS

CT Cable Tray Accessories & Hardware

SECTION

07



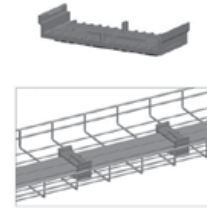
CABLE DROP GUIDE

CT0032-03



CABLE ROLLER GUIDE

CT0033-03



CABLE GUIDE TOP (STACKABLE)

CT0043

Requires Cable Guide Bottom (CT0044)




COPPER GROUNDING BOLT

CT0039



WHITE RUBBER END CAPS

CT0037-08



CABLE GUIDE BOTTOM

CT0044

Requires Cable Guide Top (CT0043)



ANCHOR BOLT 2-3/8"

CT0046



FLANGED HEX NUT

M8 CT0047-08-03

M10 CT0047-10-03



M10 HEX NUT

CT0048-10-03



M8 CARRIAGE BOLT 3/4"

CT0049-820-03



M10 FLANGED HEX BOLT

3/4" CT0050-1020-03

1 1/2" CT0050-1065-03



M10 THREADED ROD COUPLER 1 1/2"

CT0051-1040-03

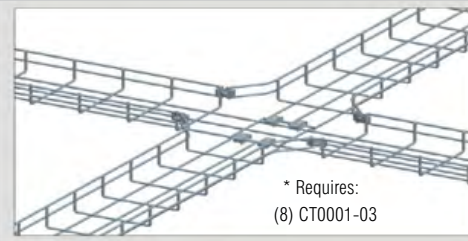
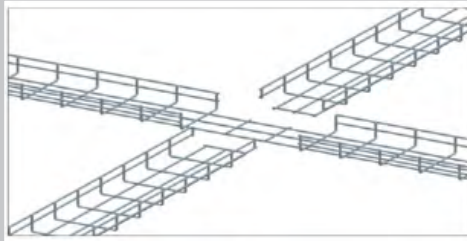
Requires Threaded 3ft Rod (CT0011-03)

CABLE TRAY SYSTEM

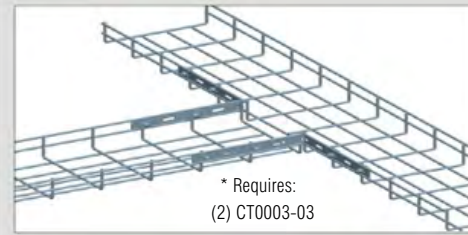
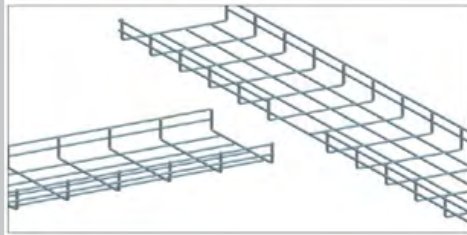
CABLE TRAY CUTTING & BENDING GUIDES
CONFIGURING CABLE TRAYS FOR INSTALLATION



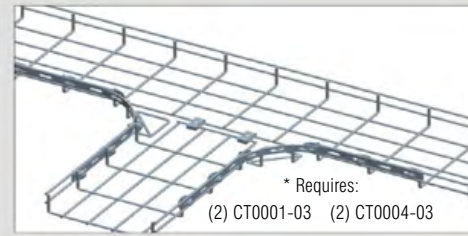
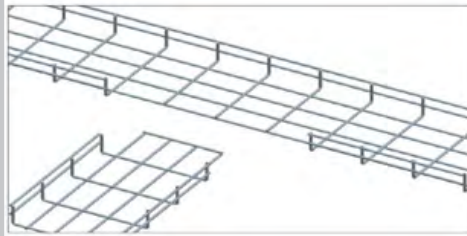
CROSS-JOINT:
SQUARE
CORNER



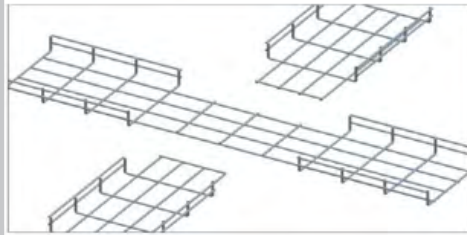
T CONNECTOR:
SQUARE
CORNER




T CONNECTOR:
ROUNDED



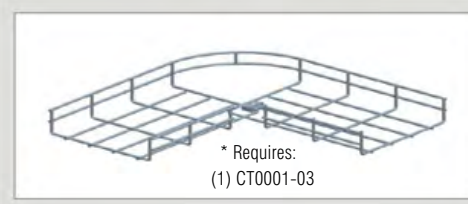
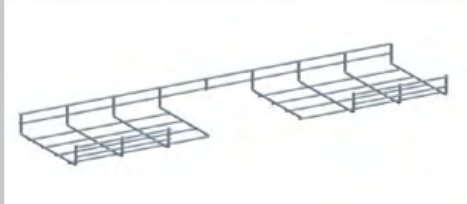
CROSS-JOINT:
ROUNDED
CORNER



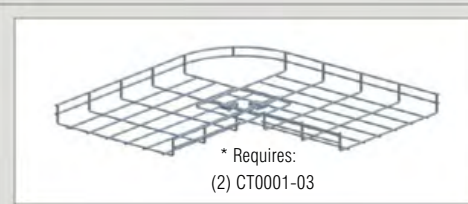
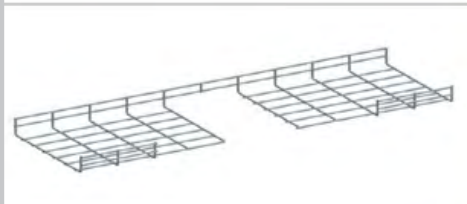
ROUNDED
CORNER
4" - 100 mm
6" - 150 mm



ROUNDED
CORNER
8" - 200 mm



ROUNDED
CORNER
12" - 300 mm



SECTION
07



SAFETY PRECAUTION

Always use safety goggles and work gloves for your protection when installing cable tray!



CABLE TRAY SYSTEM

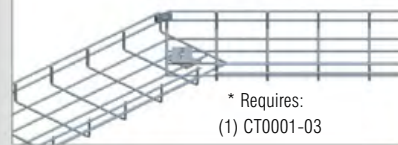
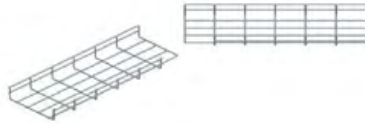
CABLE TRAY CUTTING & BENDING GUIDES
CONFIGURING CABLE TRAYS FOR INSTALLATION

SECTION
07

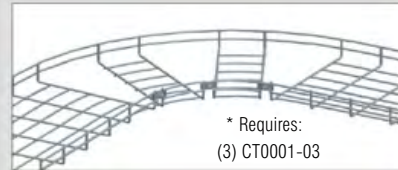
SQUARE CORNER




ANGLED CORNER



RADIAL CORNER



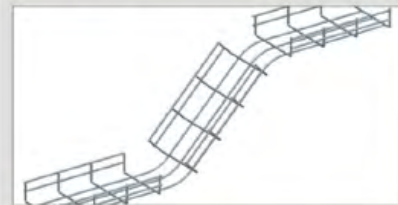
INTERNAL RISER



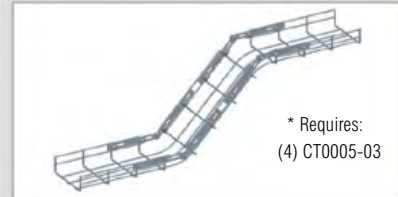
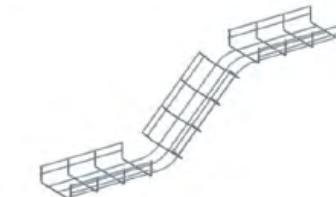
EXTERNAL RISER



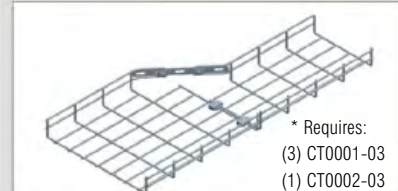
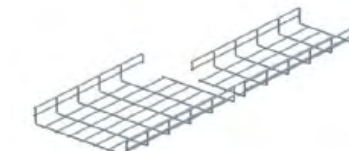
ZIGZAG/SLOPE



ZIGZAG/SLOPE WITH BAR



REDUCER



SAFETY PRECAUTION

Always use safety goggles and work gloves for your protection when installing cable tray!