



WALL MOUNT ENCLOSURES

SECTION

02

200 SERIES
w/ Removable Side Panels

210 SERIES
Honeycomb Meshed Steel

300 SERIES
w/ Swing Out Design

600 SERIES – EZ ASSEMBLY
w/ Fixed Sided Panels

DVR/NVR Security Enclosures



WALL MOUNT ENCLOSURES

200 Removable Side Panel Series Page No.

200 Series 25-26

210 Honeycomb Meshed Steel Page No.

210 Series *Honeycomb*[®]  27-28
 VENTED WALL MOUNT
ENCLOSURES

300 Swing-Out Design Series Page No.

300 Series 29-30

600 EZ-Assembly Series Page No.

600 Series 31-32

DVR DVR / NVR Security Enclosures Page No.

DVR / NVR Series 33-34

SECTION
02



WALL MOUNT ENCLOSURES

200 SERIES REMOVABLE SIDE PANELS

NEW EXTENDED DEPTH SIZES

SECTION

02



200 Removable Side Panel Series

200 Series	Standard Depth Version	Extended Depth Version
External Rack Size Height	5U 7U 9U 11U 14U 16U	9U 11U 20U 28U
External Rack Size Width	21"	21"
External Rack Size Depth	20"	28"
Mounting Format (Internal)	19"	19"
Reversible Front Locking Door	Smoked Acrylic	Smoked Acrylic
Vented Side Panels	Removable	Removable
Hinged Swing Out Design	No	No
Reinforced Door Frame	Yes	Yes
Front Cage Rails	Yes	Yes
Single Key Lock Set	2 keys per set	2 keys per set
Cable Access	Top:Cutouts Bottom:Cutouts	Top:Cutouts Bottom:Cutouts
Electrostatic Powdercoat MicroFinish	Black	Black
Preinstalled 80CFM 110V Fans	1	1
Cage Nuts, Screws & Washers	12 Each	12 Each
Compliance	EIA-310D	EIA-310D
Delivery Style	Assembled	Assembled

200 Structure and Fabrication

Item No.	Color	Rack Units (U)	Structure (AWG)	Side Panels (AWG)	Top Panel (AWG)	Base (AWG)
WM2019-05-02	Black	5U	18	18	18	18
WM2019-07-02	Black	7U	18	18	18	18
WM2019-09-02	Black	9U	18	18	18	18
WM2019-09-02D	Black	9U	18	18	18	18
WM2019-11-02	Black	11U	18	18	18	18
WM2019-11-02D	Black	11U	18	18	18	18
WM2019-14-02	Black	14U	18	18	18	18
WM2019-16-02	Black	16U	18	18	18	18
WM 2019-20-02D	Black	20U	18	18	18	18
WM 2019-28-02D	Black	28U	18	18	18	18

WALL MOUNT ENCLOSURES

200 SERIES REMOVABLE SIDE PANELS



200 Removable Side Panel Series

Item No.	Rack Units (1U=1.75") 19" Format	External Dimensions (inch)			Internal Dimensions (inch)			Load Capacity (lbs.)	Shipping Weight (Assembled)
		H	W	D	H	W	D ¹		
WM2019-05-02	5U	12.5"	21"	20"	9.5"	19"	16"	130	39
WM2019-07-02	7U	16"	21"	20"	12.5"	19"	16"	130	43
WM2019-09-02	9U	19.5"	21"	20"	16"	19"	16"	130	48
WM2019-09-02D	9U	19.5"	21"	28"	16"	19"	24"	130	57
WM2019-11-02	11U	23"	21"	20"	19.5"	19"	16"	130	52
WM2019-11-02D	11U	23"	21"	28"	19.5"	19"	24"	130	61
WM2019-14-02	14U	28"	21"	20"	24.5"	19"	16"	130	66
WM2019-16-02	16U	31.5"	21"	20"	28"	19"	16"	130	70
WM 2019-20-02D	20U	38.5"	21"	28"	35"	19"	24"	130	100
WM 2019-28-02D	28U	52.5"	21"	28"	49"	19"	24"	130	125

SECTION

02

1- Internal dimensions measure from front rails to back. All Wall Mount Enclosures have an additional 2" usable space from rails to front door.

200 Reversible Locking Front Door



Front locking door is reversible for left or right side opening.

200 Vented Removable Side Panels



Vented removable side panels with key lock for secure and easy access.



200 Adjustable Cage Nut Rails



Includes adjustable cage nut rails and cage nuts with standard #12-24 mounting screws. All cage nut rails are marked with an RU space index for easy alignment when mounting equipment.

200 Pre-Installed Cooling Fans



Pre-Installed 110VAC 80CFM fan units keep equipment running cool.

200 Ships Fully Assembled



All 5U to 11U sizes are UPS shippable and ready for out-of-the-box installation.



WALL MOUNT ENCLOSURES

210 SERIES - HONEYCOMB VENTED MESHED STEEL REMOVABLE SIDE PANELS

210
SERIES
Honeycomb
VENTED WALL MOUNT
ENCLOSURES

SECTION

02

 SUPERIOR VENTILATION & COOLING

 SECURE, LOCKING STRUCTURE

 3 SIDES EASY ACCESS



210 Honeycomb Meshed Steel

210 Series

External Rack Size Height	16" (7U) 19.5" (9U) 23" (11U)
External Rack Size Width	20.5"
External Rack Size Depth	20"
Mounting Format (Internal)	19"
Reversible Front Locking Door	Meshed Steel
Vented Side Panels	Removable
Hinged Swing Out Design	No
Reinforced Door Frame	Yes
Front & Rear Cage Rails	Yes
Key Lock Set	2 keys per set
Cable Access	Top:Cutouts Bottom:Cutouts
Electrostatic Powdercoat MicroFinish	Black
Preinstalled 80CFM 110V Fans	1
Cage Nuts, Screws & Washers	12 Each
Compliance	EIA-310D
Delivery Style	Assembled

210 Structure and Fabrication

Item No.	Color	Rack Units (U)	Structure (AWG)	Side Panels (AWG)	Top Panel (AWG)	Base (AWG)
WM2119-07-02	Black	7U	18	18	18	18
WM2119-09-02	Black	9U	18	18	18	18
WM2119-11-02	Black	11U	18	18	18	18

WALL MOUNT ENCLOSURES



210 SERIES - HONEYCOMB VENTED MESHED STEEL REMOVABLE SIDE PANELS

210 Honeycomb Meshed Steel

Item No.	Rack Units (1U=1.75") 19" Format	External Dimensions (inch)			Internal Dimensions (inch)			Load Capacity (lbs.)	Shipping Weight (Assembled)
		H	W	D	H	W	D ¹		
WM2119-07-02	7U	16"	21"	20"	12.5"	19"	16"	130	35
WM2119-09-02	9U	19.5"	21"	20"	16"	19"	16"	130	43
WM2119-11-02	11U	23"	21"	20"	19.5"	19"	16"	130	47

1 - Internal dimensions measure from front rails to back.
All Wall Mount Enclosures have an additional 2" usable space from rails to front door.

SECTION 02

210 Reversible Locking Front Door



Front locking door is reversible for left or right side opening.

210 3-Sides Vented Meshed Steel



Vented fixed side panels for better air flow and equipment cooling.

210 Adjustable Cage Nut Rails



Includes adjustable cage nut rails and cage nuts with standard #12-24 mounting screws. All cage nut rails are marked with an RU space index for easy alignment when mounting equipment.

210 Pre-Installed Cooling Fan





Pre-Installed 110VAC 80CFM fan units keep equipment running cool.

210 Ships Fully Assembled



All sizes are UPS shippable and ready for out-of-the-box installation.



SUPERIOR VENTILATION & COOLING



SECURE, LOCKING STRUCTURE



3 SIDES EASY ACCESS



WALL MOUNT ENCLOSURES

300 SERIES

SWING-OUT W/FIXED SIDE PANELS

NEW EXTENDED DEPTH SIZES

SECTION

02



300 Swing-Out Design Series

300 Series	Standard Depth Version	Extended Depth Version
External Rack Size Height	7U 9U 11U 14U 16U	9U 16U 20U 24U 28U
External Rack Size Width	20.5"	20.5"
External Rack Size Depth	23.5"	30.5"
Mounting Format (Internal)	19"	19"
Reversible Front Locking Door	Smoked Acrylic	Smoked Acrylic
Vented Side Panels	Fixed	Fixed
Hinged Swing Out Design	Yes	Yes
Reinforced Door Frame	Yes	Yes
Front Cage Rails	Yes	Yes
Single Key Lock Set	2 keys per set	2 keys per set
Cable Access	Top:Cutouts Bottom:Cutouts	Top:Cutouts Bottom:Cutouts
Electrostatic Powdercoat MicroFinish	Black	Black
Preinstalled 80CFM 110V Fans	1	1
Cage Nuts, Screws & Washers	12 Each	12 Each
Compliance	EIA-310D	EIA-310D
Delivery Style	Assembled	Assembled

300 Structure and Fabrication

Item No.	Color	Rack Units (U)	Structure (AWG)	Side Panels (AWG)	Top Panel (AWG)	Base (AWG)
WM3019-07-02	Black	7U	18	18	18	18
WM3019-09-02	Black	9U	18	18	18	18
WM3019-09-02D	Black	9U	18	18	18	18
WM3019-11-02	Black	11U	18	18	18	18
WM3019-14-02	Black	14U	18	18	18	18
WM3019-16-02	Black	16U	18	18	18	18
WM3019-16-02D	Black	16U	18	18	18	18
WM 3019-20-02D	Black	20U	18	18	18	18
WM 3019-24-02D	Black	24U	18	18	18	18
WM 3019-28-02D	Black	28U	18	18	18	18

WALL MOUNT ENCLOSURES

300 SERIES

SWING-OUT W/FIXED SIDE PANELS



300 Swing-Out Design Series

Item No.	Rack Units (1U=1.75") 19" Format	External Dimensions (inch)			Internal Dimensions (inch)			Load Capacity (lbs.)	Shipping Weight (Assembled)
		H	W	D	H	W	D'		
WM3019-07-02	7U	15"	20.5"	23.5"	12.5"	19"	17"	130	48
WM3019-09-02	9U	18.5"	20.5"	23.5"	16"	19"	17"	130	50
WM3019-09-02D	9U	18.5"	20.5"	30.5"	16"	19"	24"	130	55
WM3019-11-02	11U	22"	20.5"	23.5"	19.5"	19"	17"	130	54
WM3019-14-02	14U	27"	20.5"	23.5"	24.5"	19"	17"	130	72
WM3019-16-02	16U	30.5"	20.5"	23.5"	28"	19"	17"	130	82
WM3019-16-02D	16U	30.5"	20.5"	30.5"	28"	19"	24"	130	88
WM 3019-20-02D	20U	37.5"	20.5"	30.5"	35"	19"	24"	130	106
WM 3019-24-02D	24U	44.5"	20.5"	30.5"	42"	19"	24"	130	120
WM 3019-28-02D	28U	51.5"	20.5"	30.5"	49"	19"	24"	130	138

SECTION

02

1- Internal dimensions measure from front rails to back door. All Wall Mount Enclosures have an additional 2" of usable space from rails to front door and all 300 Series Wall Mount Enclosures have an additional 3" of usable space in the hinged rear door.

300 Reversible Locking Front Door



Front locking door is reversible for left or right side opening.

300 Vented Fixed Side Panels



Vented fixed side panels for better air flow and equipment cooling.

300 Adjustable Cage Nut Rails



Includes adjustable cage nut rails and cage nuts with standard #12-24 mounting screws. All cage nut rails are marked with an RU space index for easy alignment when mounting equipment.

300 Pre-Installed Cooling Fans



Pre-Installed 110VAC 80CFM fan units keep equipment running cool.

300 Swing-Out Locking Design




Swing-Out feature allows easy access to back of equipment with key lock to prevent tampering.

300 Ships Fully Assembled



All 5U to 11U sizes are UPS shippable and ready for out-of-the-box installation.





WALL MOUNT ENCLOSURES

600 SERIES
EZ-ASSEMBLY W/FIXED SIDE PANELS

SECTION

02



600 EZ-Assembly Series

600 Series

External Rack Size Height	15" (7U) 18" (9U) 22" (11U)
External Rack Size Width	20.5"
External Rack Size Depth	20"
Mounting Format (Internal)	19"
Reversible Front Locking Door	Smoked Acrylic
Vented Side Panels	Fixed
Hinged Swing Out Design	No
Reinforced Door Frame	Yes
Front Cage Rails	Yes
Single Key Lock Set	2 keys per set
Cable Access	Top:Cutouts Bottom:Cutouts
Electrostatic Powdercoat MicroFinish	Black
Preinstalled 80CFM 110V Fans	1
Cage Nuts, Screws & Washers	12 Each
Compliance	EIA-310D
Delivery Style	Knockdown

600 Structure and Fabrication

Item No.	Color	Rack Units (U)	Structure (AWG)	Side Panels (AWG)	Top Panel (AWG)	Base (AWG)
EZ19-07-02	Black	7U	18	18	18	18
EZ19-09-02	Black	9U	18	18	18	18
EZ19-11-02	Black	11U	18	18	18	18

EZ-Assembly Instructions




1 Install top and bottom panels by tightening the nuts on the rear panel.



2 Pre-position for desired equipment depth and install left and right rails.



3 Install the left and right panels with the supplied mounting screws.



4 Install the front door by aligning with the corresponding side panel; right or left hand opening.

WALL MOUNT ENCLOSURES

600 SERIES

EZ-ASSEMBLY W/FIXED SIDE PANELS



600 EZ-Assembly Series

Item No.	Rack Units (1U=1.75") 19" Format	External Dimensions (inch)			Internal Dimensions (inch)			Load Capacity (lbs.)	Shipping Weight (Knockdown)
		H	W	D	H	W	D ¹		
EZ19-07-02	7U	15"	20.5"	20"	12.5"	19"	18"	130	36
EZ19-09-02	9U	18"	20.5"	20"	16"	19"	18"	130	41
EZ19-11-02	11U	22"	20.5"	20"	19.5"	19"	18"	130	50

1- Internal dimensions measure from front rails to back. All Wall Mount Enclosures have an additional 2" usable space from rails to front door.

SECTION

02

600 Reversible Locking Front Door



Front locking door is reversible for left or right side opening.

600 Vented Fixed Side Panels



Vented fixed side panels for better air flow and equipment cooling.

600 Adjustable Cage Nut Rails



Includes adjustable cage nut rails and cage nuts with standard #12-24 mounting screws. All cage nut rails are marked with an RU space index for easy alignment when mounting equipment.

600 Pre-Installed Cooling Fan



Pre-Installed 110VAC 80CFM fan units keep equipment running cool.

600 Ships in Knockdown Box



All sizes are UPS shippable and are able to be assembled in less than 10 minutes.





DVR/NVR SECURITY ENCLOSURES

DVR / NVR SERIES

SECTION
02

Clear Acrylic Door



Solid Steel Door

DVR Security Enclosure Series

DVR Series

External Rack Size Height	9" 1(U)
External Rack Size Width	20"
External Rack Size Depth	21"
Mounting Format (Internal)	19"
Hinged Front Locking Door	Solid Metal or Clear Acrylic
Reinforced Door Frame	Yes
Rear Cage Mounts	Yes
Single Key Lock Set	2 keys per set
Cable Access	Rear: Cutouts
Electrostatic Powdercoat MicroFinish	Black
Preinstalled 80CFM 110V Fans	1
Cage Nuts, Screws & Washers	2 each
Compliance	EIA-310D
Delivery Style	Assembled

DVR Structure and Fabrication

Item No.	Color	Door Structure	Rack Units (U)	Structure (AWG)	Side Panels (AWG)	Top Panel (AWG)	Base (AWG)
SE0920-21-02	Black	Solid Metal	1U	18	18	18	18
SE0920-21-02A	Black	Metal Frame with Acrylic Window	1U	18	18	18	18

DVR/NVR SECURITY ENCLOSURES

DVR / NVR SERIES



DVR Security Enclosure Series

Item No.	Rack Units (1U=1.75") 19" Format	External Dimensions (inch)			Internal Dimensions (inch)			Load Capacity (lbs.)	Shipping Weight (Assembled)
		H	W	D	H	W	D ¹		
SE0920-21-02 SE0920-21-02A	1U	9"	20"	21"	8"	19"	20"	130	27

1- Internal dimensions measure from front door to rear.

SECTION 02

DVR Removable Top Panel



Top panel is removable for easy access to equipment and wiring.

DVR Hinged Locking Front Door



Hinged front door is available in see-through acrylic or solid metal with key lock for secure and easy access.

DVR Fixed Cage Nut Mount



1U fixed cage nut mount for cage nuts threaded for standard #12-24 mounting screws.

DVR Pre-Installed Cooling Fan



Pre-Installed 110VAC 80CFM fan unit keeps equipment running cool.




Recommended Accessories

DVR Wall Mount Brackets (#WB-SE-02)

Optional wall mount brackets allow flexibility of tabletop or wall mount installations.

WB-SE-02



DVR 12 Outlet AC Power Strip (#HPS-E12P)

Optional 1U 120VAC/12A EMI/RFI surge strip for powering DVR or other AC devices.

HPS-E12P

